

# Tecsound SY GEO

## ACOUSTIC SOLUTION SPECIAL REFURBISHMENT



### ACOUSTIC SOLUTION FOR THE REHABILITATION WALLS AND PARTITIONS

Tecsound SY GEO is a soundproofing membrane for airborne noise insulation for interior partitions.



- > 9 dB noise reduction (45% gain in noise perception)
- > Gain space for refurbishment projects
- > Simple, fast and easy to use
- > No additional tools for implementation

## TECSOUND®

TECSOUND **SOUNDPROOFING SPECIALIST**  
FOR BUILDING AND INDUSTRIAL

We provide high-performance and durable solutions to improve indoor comfort and ensure a better quality of life for all types of buildings

## + BENEFITS PRODUCT

### Easy to use

1 self-adhesive layer and  
1 non-woven surface

Without loss of drying time

### Convenient to lay

Thin membrane (3,5mm)  
in roll format (< 22 kg).

### Effective for airborne noise

Reduces vibration transmission  
45% gain in noise perception



#### Simple, fast and easy to use

Glued or screwed support



#### Convenient to use

1 roll Tecsound SY GEO  
= 1 plasterboard



#### Airborne noise

$\Delta R_w = 9 \text{ dB}^*$



#### Special refurbishment

Total thickness of acoustic lining <30 mm

# Up to 9 dB of sound reduction and ultra-fast installation !

Tecsound SY GEO solution is specially designed for  
**wall and partition refurbishment.**

Using the membrane means **reinforcing the insulation** of walls  
and **damping vibrations** through the internal partitions.



**Facility of use**



**Easy to cut**



**Self-adhesive**



**No additional  
glue required**

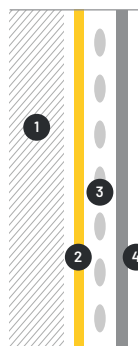


**Low thickness  
(3,5 mm)**

## PACKAGING AND FORMAT

Thickness	3,5 mm
Surface mass	7 kg/m <sup>2</sup>
Dimensions of the roll (m)	2,60 x 1,22 m
Number of rolls per pallet	36 rolls
Square meters per pallet	114,19 m <sup>2</sup>

## PARTITION COMPOSITION



**Thin acoustic solution that reduces noise  
transmission through interior partitions**

Membrane fixed to the existing partition with  
adhesive mortar studs. Must be covered with  
gypsum board to finish.

- 1 Existing partition
- 2 Tecsound SY GEO
- 3 Adhesive mortar studs
- 4 Gypsum board



## RECOMMENDATIONS OF USE

For further information, please consult our technical documentation [www.tecsound.fr](http://www.tecsound.fr)

### ADMITTED SUPPORTS :



**Alveolaire  
partition**



**Gypsum  
plasterboard**



**Gypsum  
tile**

*Installation method: glued or fixed.*

### NOT SUITABLE FOR :



**Parpaing**



**Concrete**



**Bricks**

### POSSIBLE PARTITION FINISHES\*\* :



**Wood and  
derived**



**Wallpaper**



**Tiles**




*Recommended fasteners (8 VSCG type  
screws per finishing plasterboard)*


*\*\* Please consult us first*

## HOW TO USE


The membrane is admissible on all usual construction substrates.





The surface to renovate  
must be clean, dry and  
dust-free.



Unroll Tecsound SY GEO by  
removing the removable  
silicone film. The adhesive  
side adheres directly to the  
surface to renovate.



Apply adhesive mortar studs to the facing. Screw  
the finishing plate directly onto the Tecsound SY  
GEO. Recommended for non-homogeneous wood  
or coated surfaces (wallpaper, tapestry, tiles) or  
heights > 2.60 m.



Once the joint strips and  
mastic have been applied,  
the substrate is ready for  
finishing.